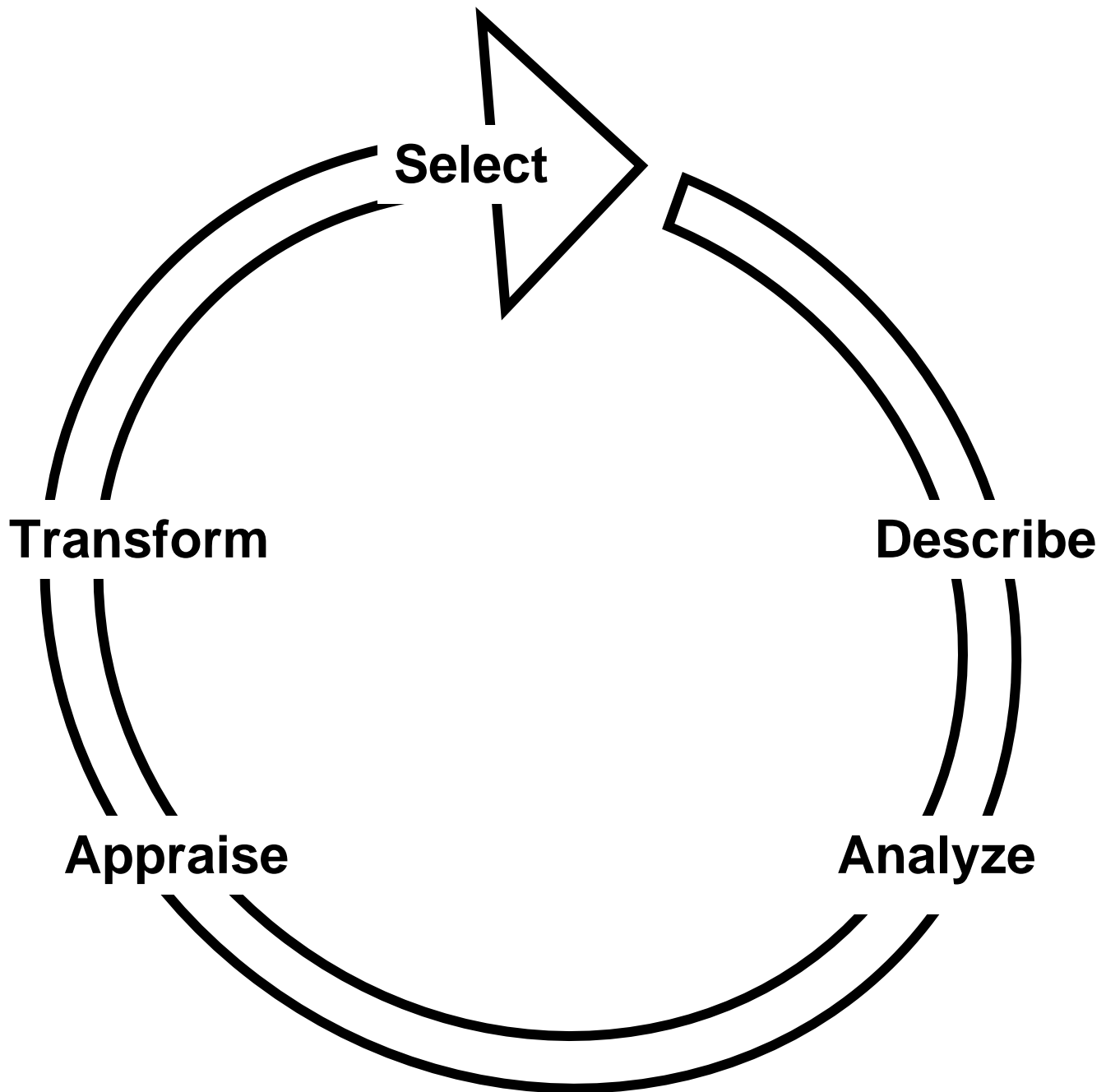


**Modifications and Accommodations to Meet Students' Needs:
Bilingual Students and Special Needs Students**
2009, Joan Wink

Reflective Cycle

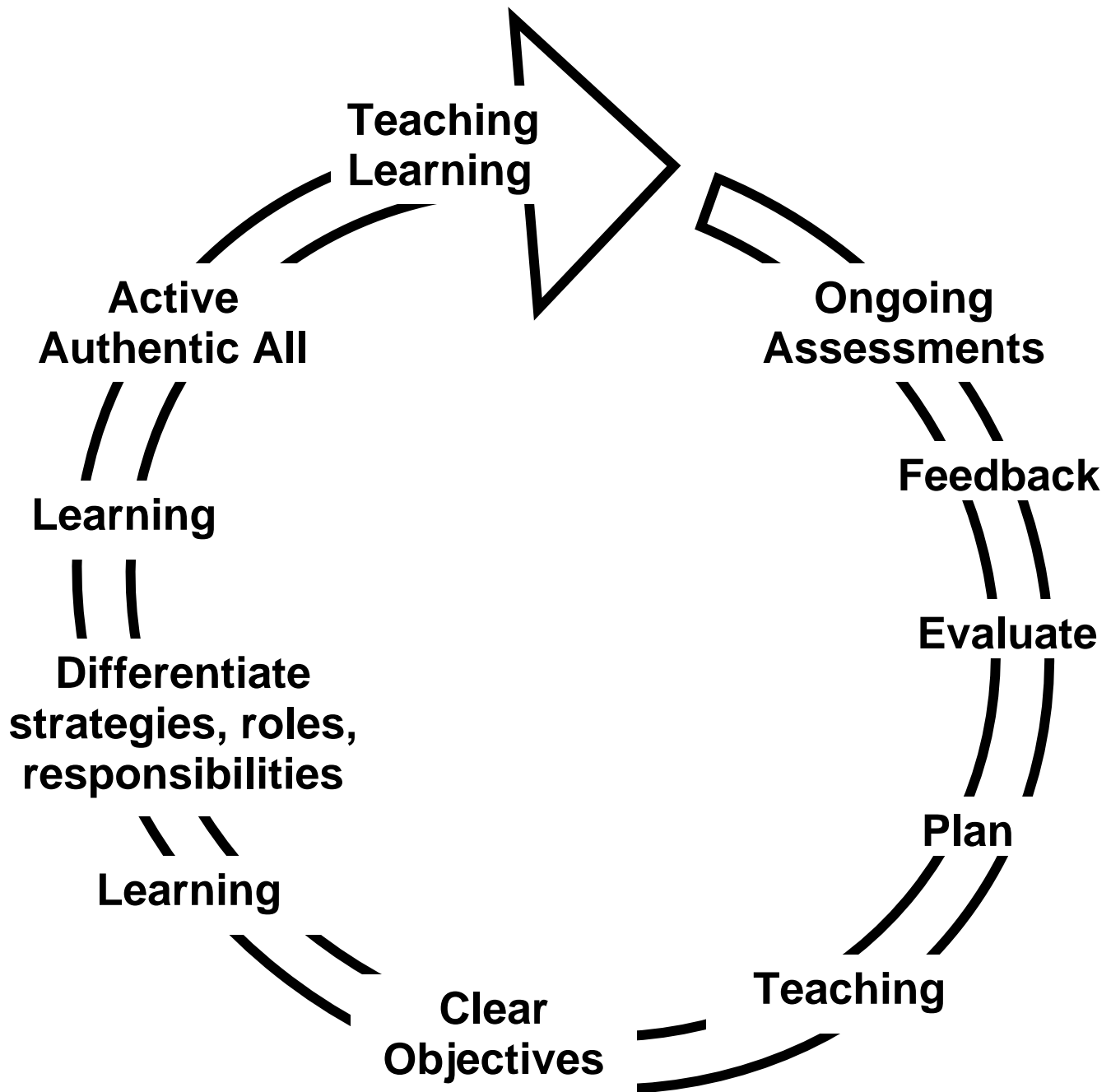


Adapted from Reed, A.J.S. and Bergemann, 2005.

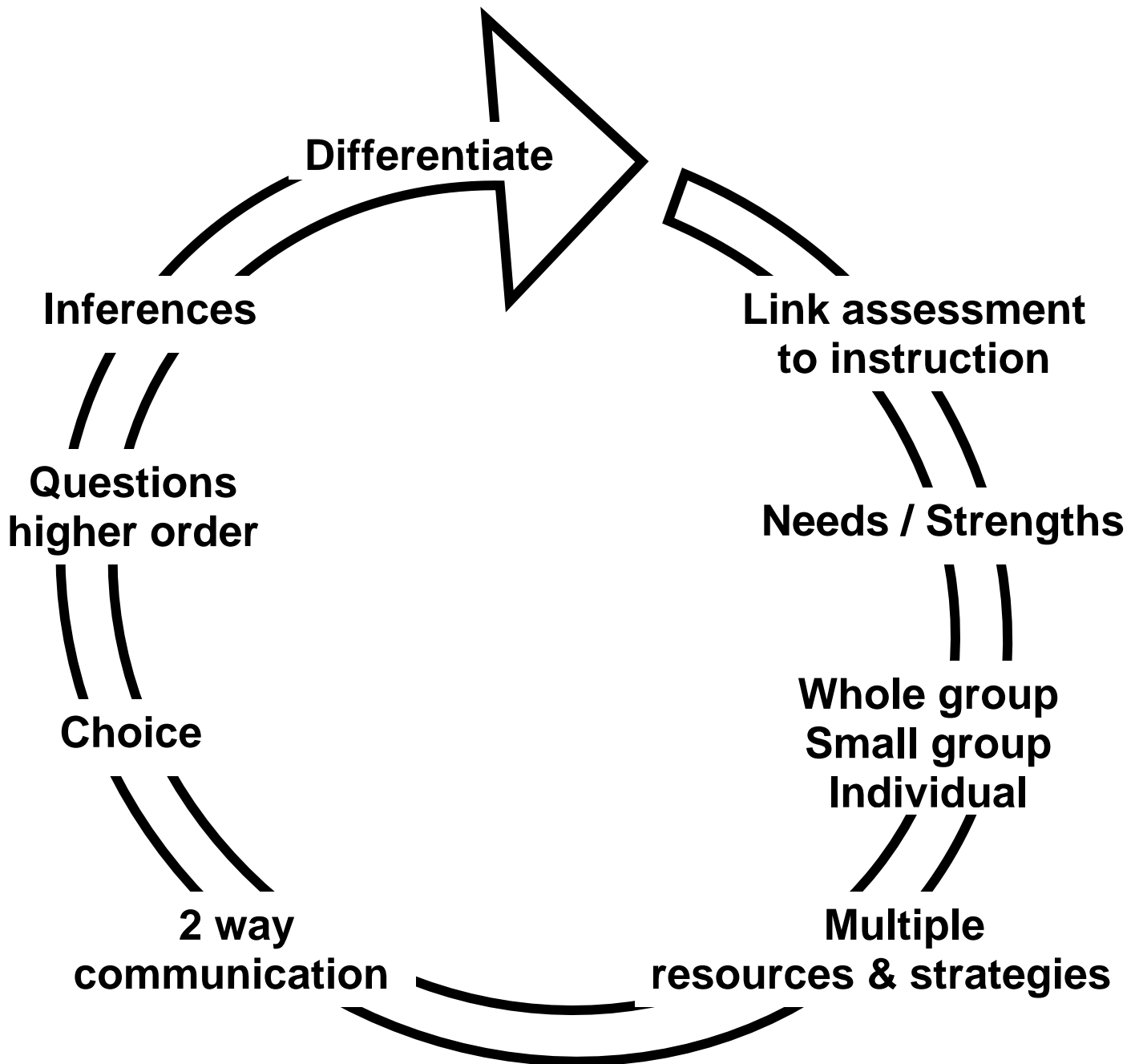
Retrieved from www.joanwink.com/charts/reflective.pdf

Retrieved as www.joanwink.com/scheditems/Reflectivecycles-differentiation.pdf

Teaching & Learning Cycle



Differentiation Cycle



Designing Instruction

Adaptations are Multiple Strategies To Support Learning

- Focus on Understanding, talking, reading, writing: All modalities
- Clearly understood learning objectives and expectations
- State standards
- Plan room arrangements based on students needs
- Hand signals so you-know-students-know
- Preview/Review and Activating Prior Knowledge
- Model and focus on active participation for all students
- Amplify, don't simplify. Focus on Academic and Conversational Language
- Summarizing: Orally or in writing
- Identify similarities and differences
- Non-linguistic representations/graphic organizers
- Cooperative learning/collaboration/peer-to-peer dialogue
- 2-way communication
- Generating/testing hypotheses
- Practice: guided and independent
- Visual support such as pictures, manipulatives, realia, graphic organizers
- Wait time/increased response time/focus on think time
- Direct and explicit instruction
- One-on-one; Group work; Pair-share; Partner reading
- Differentiate/base strategies on needs/strengths of students
- Scaffolding/building on prior knowledge/link/make connection
- Hands on/manipulative/geo boards/blocks/play dough/pictures
- Use first language to make second language comprehensible

Assessment Adaptations

- Entry level assessment, progress monitoring assessment, proficiency level, diagnostic, evidence, benchmarks, SOLOM, rubric, matrix,
- Informal assessment: Classroom discussion/homework/check for understanding, asking questions, observing, portfolio, learning logs,
- Summative/Accumulative and Formative
- Progress monitoring, immediate feedback based on data, hand signals, verbal response, white boards, rubric or matrix, oral presentation

Lists of strategies created by students Winter 2009
EDMS 4150, JWink(3.13.09)

Retrieved as www.joanwink.com/scheditems/Reflectivecycles-differentiation.pdf