


Estes, Ceci

Writing Workshop Proposal, Week 6

Grade: Kindergarten



Read-Aloud: Ferdinand The Bull by Munro Leaf

My primary objective with this story is to have kindergarten students learn their first Spanish Word's from English language learners.

My second objective is to have English language learners teach their native language so that they feel comfortable in the classroom.

Before reading the story I will introduce the following vocabulary words in Spanish and English using flashcards: Bull – toro, flowers – flores, tree – arbol, hat – sombrero, horse – caballo, tree – arbol, cow – vaca.

During reading I will instruct my students to look for these words and when they see one they will raise their hands and I will call on them to say the word in English while the ELL student repeats it in Spanish. At the same time the ELL will be showing the flashcard of the word.

After reading I will post the words on the board, scramble them and the students will match the words with help from our ELL student. Once matched the ELL will say the word in English and the mainstream student will say it in Spanish.

Mini lesson

I will commence to reading the story of Ferdinand The Bull along with the ELL modeling or showing the pictures of the vocabulary words as I read. The students will identify the vocabulary words by repeating them in English as I read and the ELL will repeat them in Spanish.

Conferencing

The student's personal writing or drawing time. The students will write or draw a summary of what the story was about as they meet in small groups. The students will write or draw the vocabulary words as they are visiting and helping each other out with the story. The ELL will facilitate a group where the ELL will help with the Spanish meaning of the words using the flashcards. I will be observing and making sure that the ELL and mainstream students are conferring with each other using the translation of words. Our ELL will now become the master of two languages in the class.

Celebration


Play the memory game with the newly learned words . I will post the words on the board, scramble them and the students will match the words with help from our ELL student. Once matched

the ELL will say the word in English and the mainstream student will say it in Spanish. The students will also create flashcards in both languages to take home.


“The Story of Ferdinand” Spanish Flashcards

To make flashcards, fold the page along the solid line. Then, cut along the dotted lines. Tape the edges of each card.


el toro



Bull




el árbol




Tree




la vaca



cow




Sombrero




www.clipartandcrafts.com
Free Download at website

hat



www.clipartandcrafts.com
Free Download at website

Horse



Caballo

